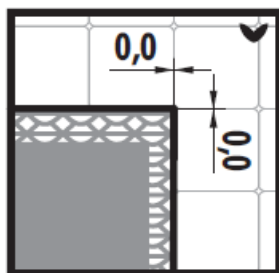
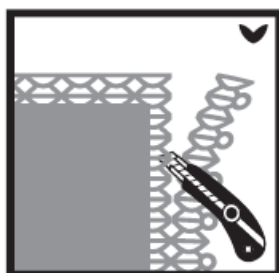
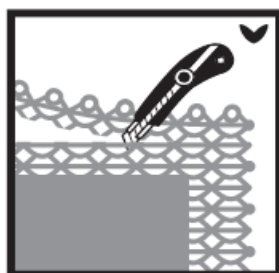

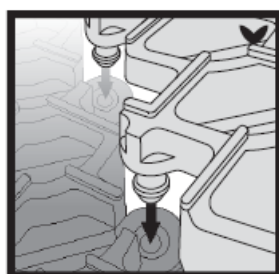
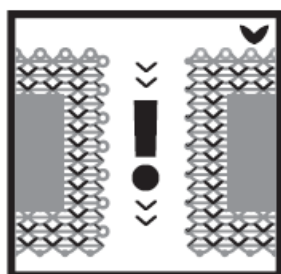



Monteringsguide

V-Mat Standard og Duo




OBS!

V-Mat Standard og V-Mat Duo kryber 1-2 mm/pr. mtr. Skær måtten større så den skal skubbes/presses ned i alurammen eller recessen. (I løbet af et par uger vil størrelsen have justeret sig.)


Tips!

Hvis det er svært af føje han/hun stikkene sammen, anvend da en opvaskemiddelblanding som smøremiddel.

Installation i billeder



Vedligeholdelse/Rengøring



- Støvsug
- Vand
- Tør liggende